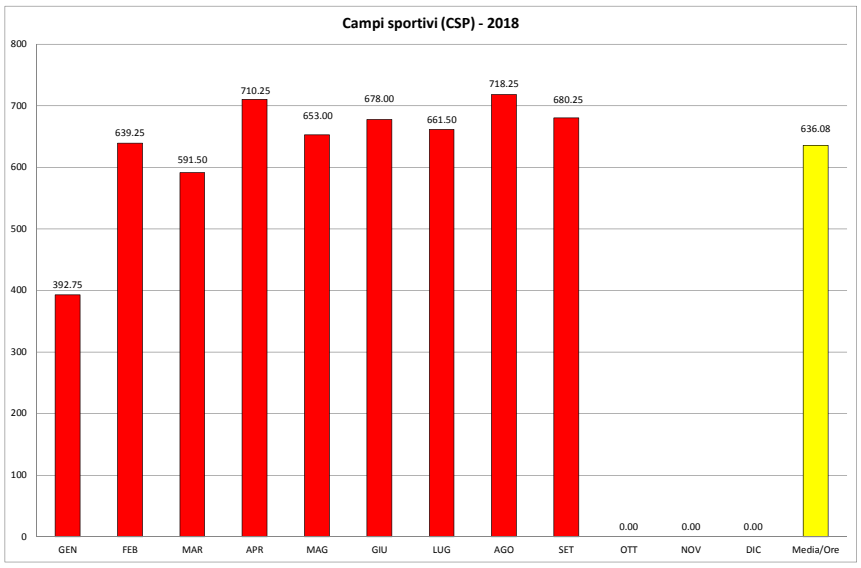
Campi sportivi (CSP) - 2018
800
700
600
500
400
300
200
100
0
392.75
639.25
591.50
710.25
653.00
678.00
661.50
718.25
680.25
0.00
0.00
0.00
636.08
GEN
FEB
MAR
APR
MAG
GIU
LUG
AGO
SET
OTT
NOV
DIC
Media/Ore

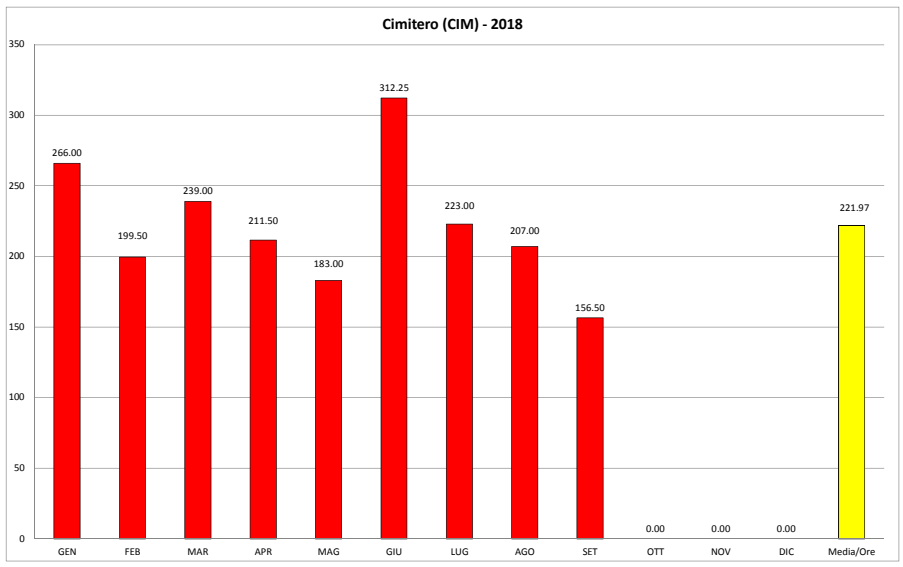
Cimitero (CIM) - 2018
350
300
250
200
150
100
50
0
266.00
199.50
239.00
211.50
183.00
312.25
223.00
207.00
156.50
0.00
0.00
0.00
221.97
GEN
FEB
MAR
APR
MAG
GIU
LUG
AGO
SET
OTT
NOV
DIC
Media/Ore

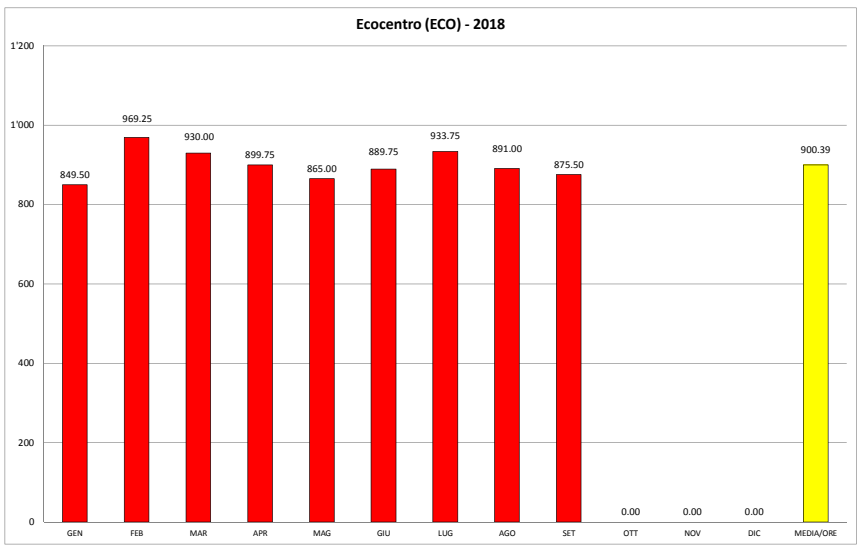
Ecocentro (ECO) - 2018
1'200
1'000
800
600
400
200
0
849.50
969.25
930.00
899.75
865.00
889.75
933.75
891.00
875.50
0.00
0.00
0.00
900.39
GEN
FEB
MAR
APR
MAG
GIU
LUG
AGO
SET
OTT
NOV
DIC
MEDIA/ORE

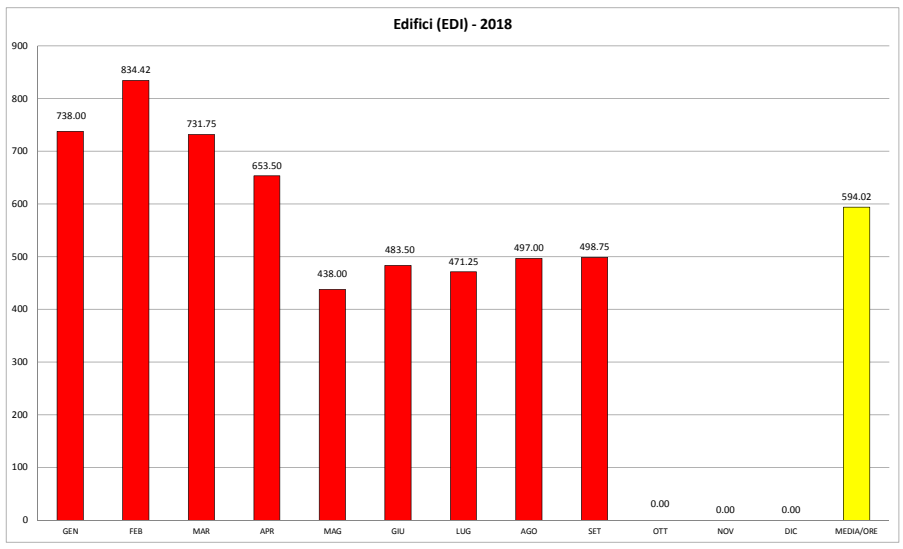
Edifici (EDI) - 2018
900
800
700
600
500
400
300
200
100
0
738.00
834.42
731.75
653.50
438.00
483.50
471.25
497.00
498.75
0.00
0.00
0.00
594.02
GEN
FEB
MAR
APR
MAG
GIU
LUG
AGO
SET
OTT
NOV
DIC
MEDIA/ORE

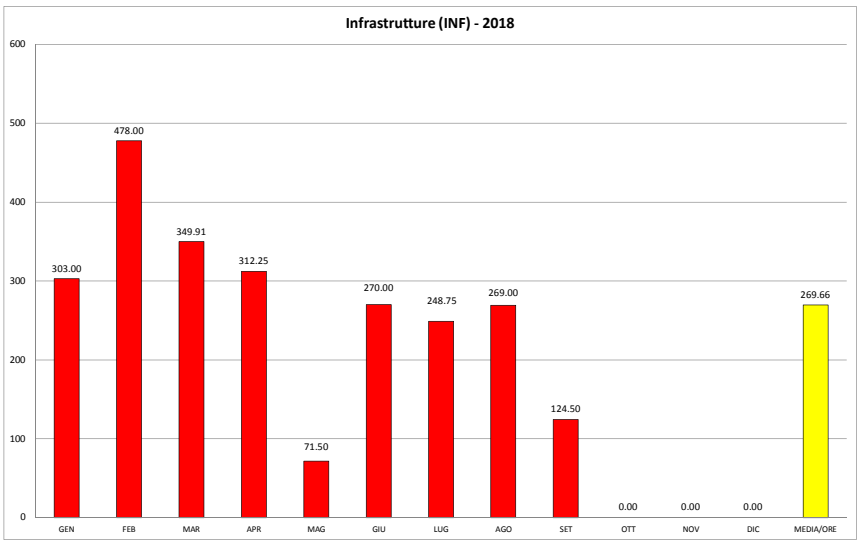
Infrastrutture (INF) - 2018
600
500
400
300
200
100
0
303.00
478.00
349.91
312.25
71.50
270.00
248.75
269.00
124.50
0.00
0.00
0.00
269.66
GEN
FEB
MAR
APR
MAG
GIU
LUG
AGO
SET
OTT
NOV
DIC
MEDIA/ORE

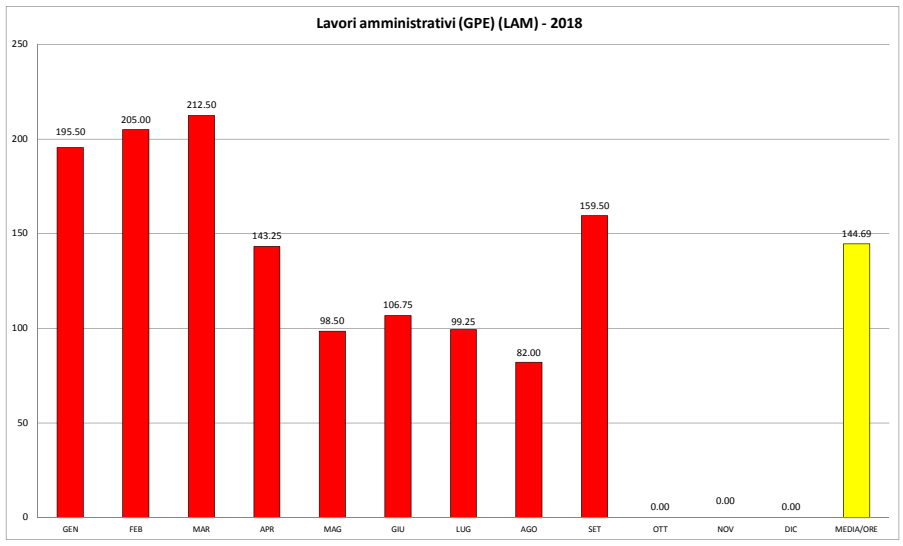
Lavori amministrativi (GPE) (LAM) - 2018
250
200
150
100
50
0
195.50
205.00
212.50
143.25
98.50
106.75
99.25
82.00
159.50
0.00
0.00
0.00
144.69
GEN
FEB
MAR
APR
MAG
GIU
LUG
AGO
SET
OTT
NOV
DIC
MEDIA/ORE

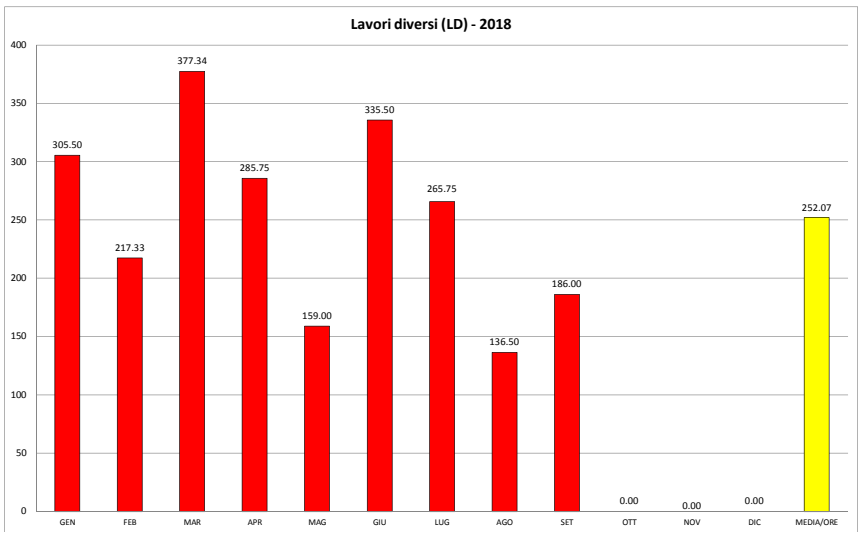
Lavori diversi (LD) - 2018
400
350
300
250
200
150
100
50
0
305.50
217.33
377.34
285.75
159.00
335.50
265.75
136.50
186.00
0.00
0.00
0.00
252.07
GEN
FEB
MAR
APR
MAG
GIU
LUG
AGO
SET
OTT
NOV
DIC
MEDIA/ORE

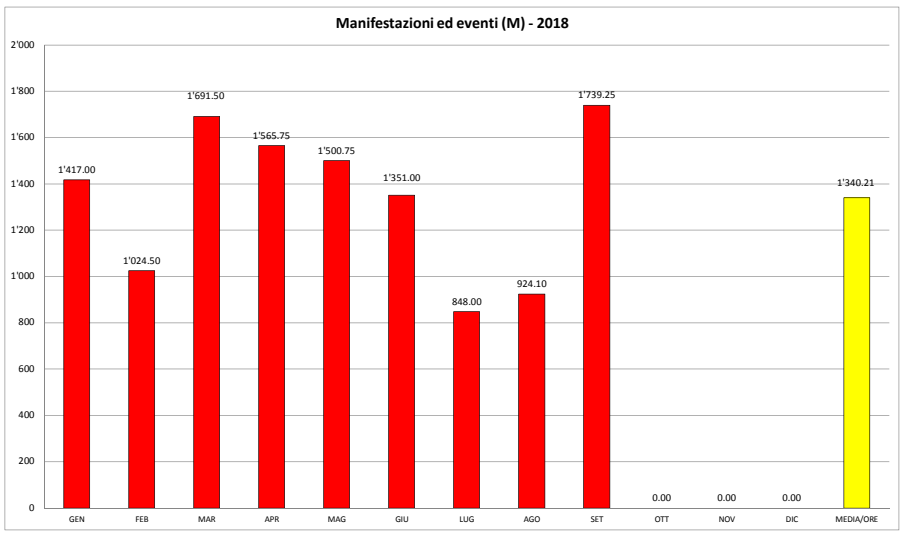
Manifestazioni ed eventi (M) - 2018
2'000
1'800
1'600
1'400
1'200
1'000
800
600
400
200
0
1'417.00
1'024.50
1'691.50
1'565.75
1'500.75
1'351.00
848.00
924.10
1'739.25
0.00
0.00
0.00
1'340.21
GEN
FEB
MAR
APR
MAG
GIU
LUG
AGO
SET
OTT
NOV
DIC
MEDIA/ORE

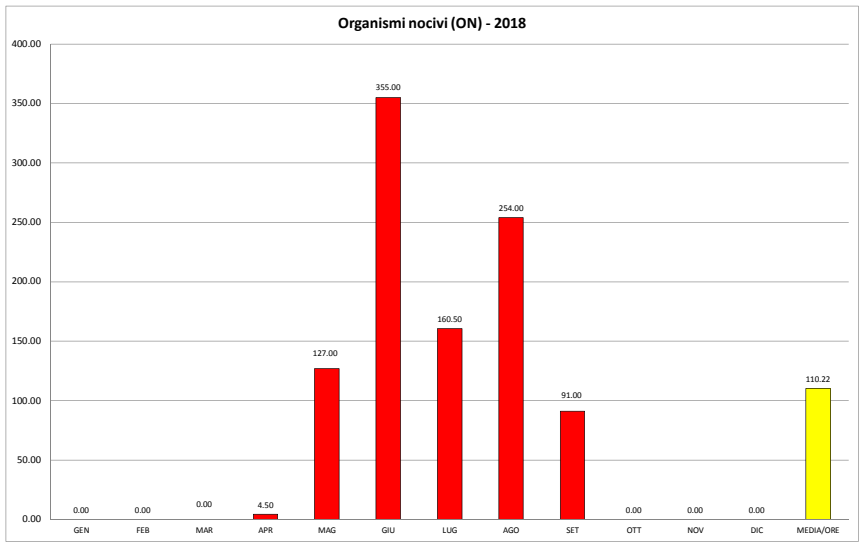
Organismi nocivi (ON) - 2018
400.00
350.00
300.00
250.00
200.00
150.00
100.00
50.00
0.00
0.00 0.00 0.00 4.50 127.00 355.00 160.50 254.00 91.00 0.00 0.00 0.00 110.22
GEN FEB MAR APR MAG GIU LUG AGO SET OTT NOV DIC MEDIA/ORE

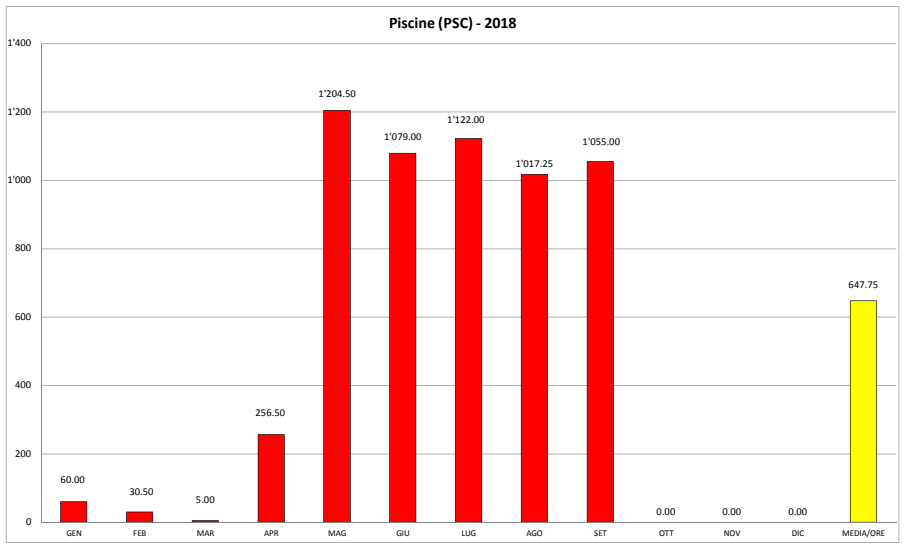
Piscine (PSC) - 2018
1'400
1'200
1'000
800
600
400
200
0
60.00 30.50 5.00 256.50 1'204.50 1'079.00 1'122.00 1'017.25 1'055.00 0.00 0.00 0.00 647.75
GEN FEB MAR APR MAG GIU LUG AGO SET OTT NOV DIC MEDIA/ORE

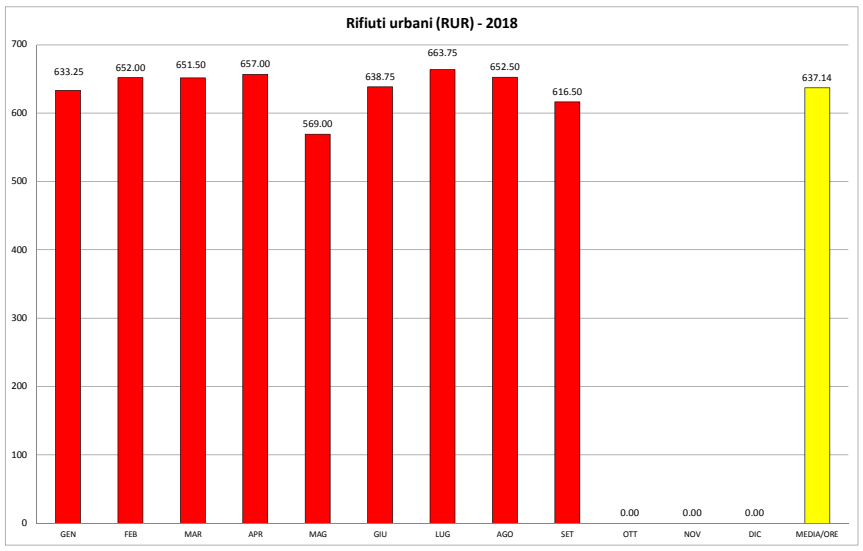
Rifiuti urbani (RUR) - 2018
700
600
500
400
300
200
100
0
633.25 652.00 651.50 657.00 569.00 638.75 663.75 652.50 616.50 0.00 0.00 0.00 637.14
GEN FEB MAR APR MAG GIU LUG AGO SET OTT NOV DIC MEDIA/ORE

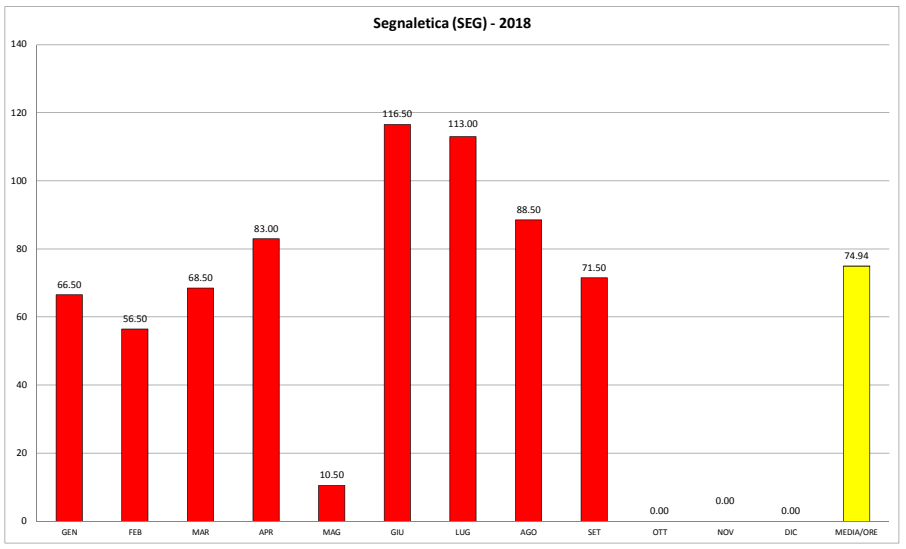
Segnaletica (SEG) - 2018
140
120
100
80
60
40
20
0
66.50 56.50 68.50 83.00 10.50 116.50 113.00 88.50 71.50 0.00 0.00 0.00 74.94
GEN FEB MAR APR MAG GIU LUG AGO SET OTT NOV DIC MEDIA/ORE

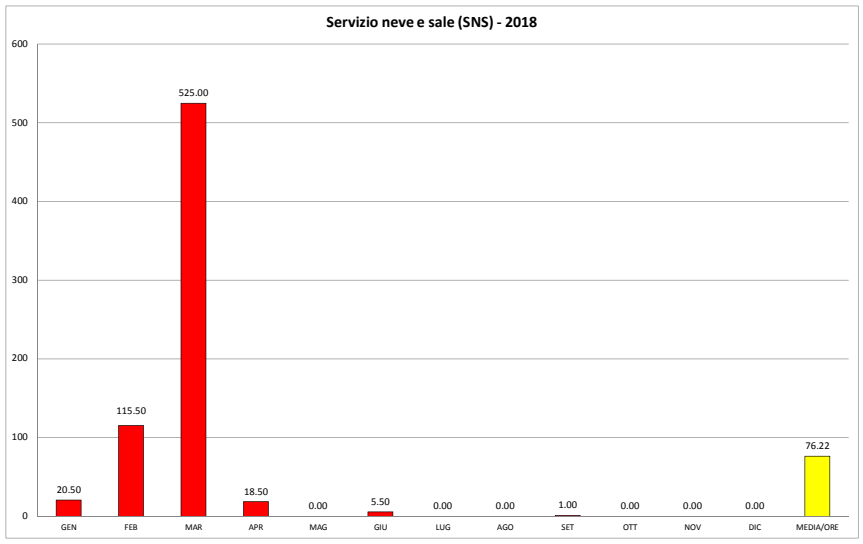
Servizio neve e sale (SNS) - 2018
600
500
400
300
200
100
0
20.50 115.50 525.00 18.50 0.00 5.50 0.00 0.00 1.00 0.00 0.00 0.00 76.22
GEN FEB MAR APR MAG GIU LUG AGO SET OTT NOV DIC MEDIA/ORE

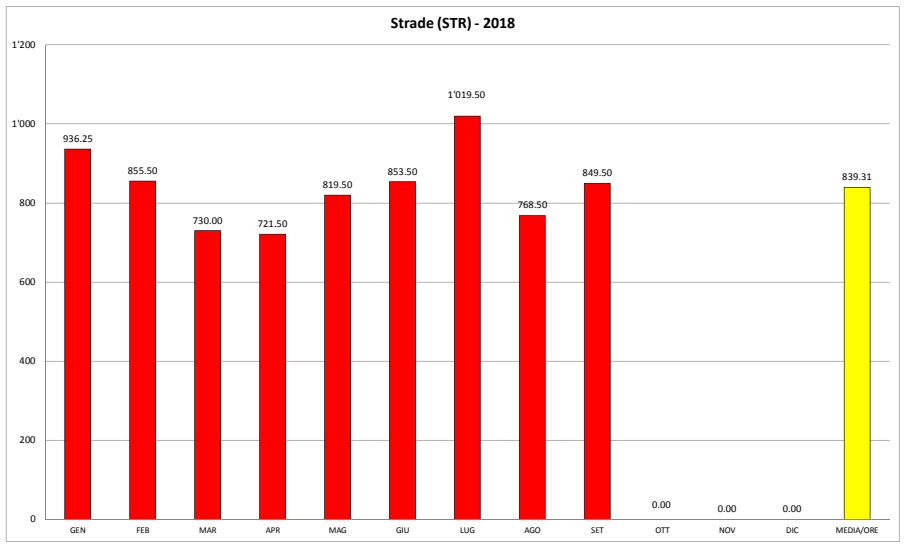
Strade (STR) - 2018
1'200
1'000
800
600
400
200
0
936.25 855.50 730.00 721.50 819.50 853.50 1'019.50 768.50 849.50 0.00 0.00 0.00 839.31
GEN FEB MAR APR MAG GIU LUG AGO SET OTT NOV DIC MEDIA/ORE

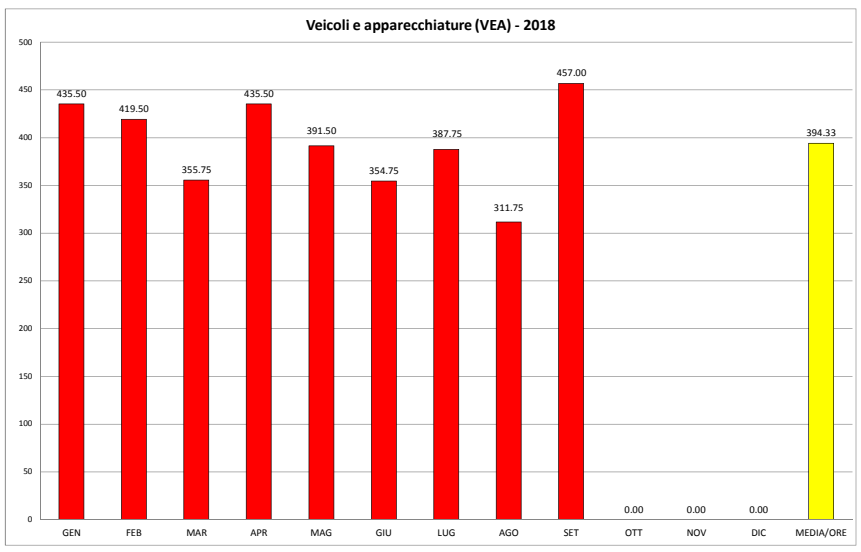
Veicoli e apparecchiature (VEA) - 2018
500
450
400
350
300
250
200
150
100
50
0
435.50 419.50 355.75 435.50 391.50 354.75 387.75 311.75 457.00 0.00 0.00 0.00 394.33
GEN FEB MAR APR MAG GIU LUG AGO SET OTT NOV DIC MEDIA/ORE

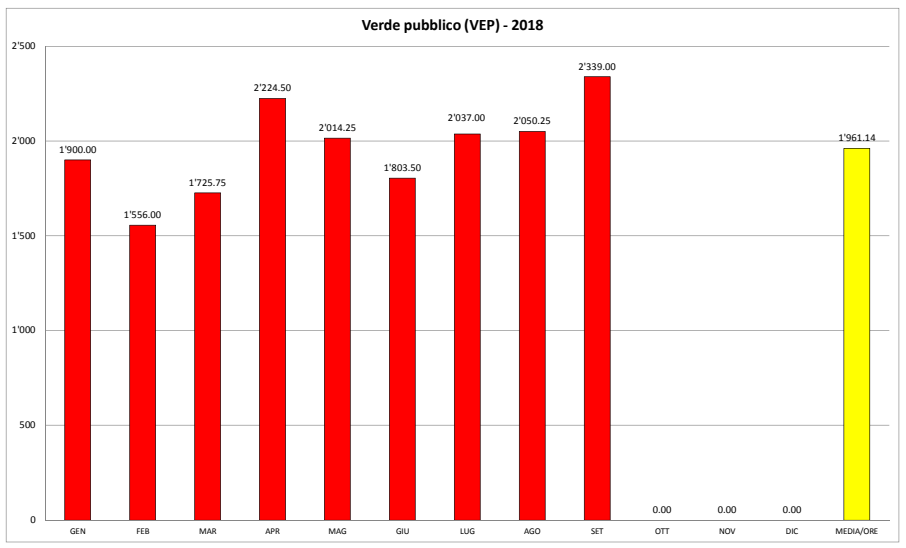
Verde pubblico (VEP) - 2018
2'500
2'000
1'500
1'000
500
0
1'900.00 1'556.00 1'725.75 2'224.50 2'014.25 1'803.50 2'037.00 2'050.25 2'339.00 0.00 0.00 0.00 1'961.14
GEN FEB MAR APR MAG GIU LUG AGO SET OTT NOV DIC MEDIA/ORE

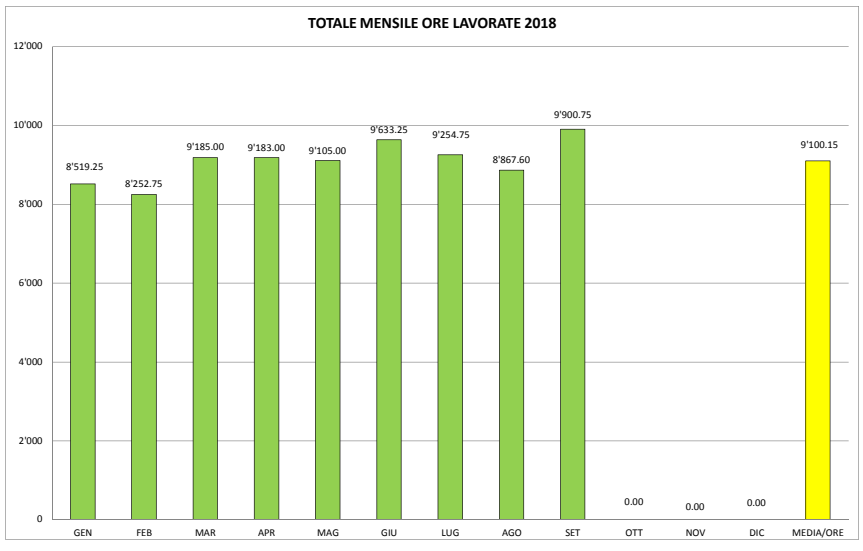
TOTALE MENSILE ORE LAVORATE 2018
12'000
10'000
8'000
6'000
4'000
2'000
0
8'519.25 8'252.75 9'185.00 9'183.00 9'105.00 9'633.25 9'254.75 8'867.60 9'900.75 0.00 0.00 0.00 9'100.15
GEN FEB MAR APR MAG GIU LUG AGO SET OTT NOV DIC MEDIA/ORE