Doc. 2

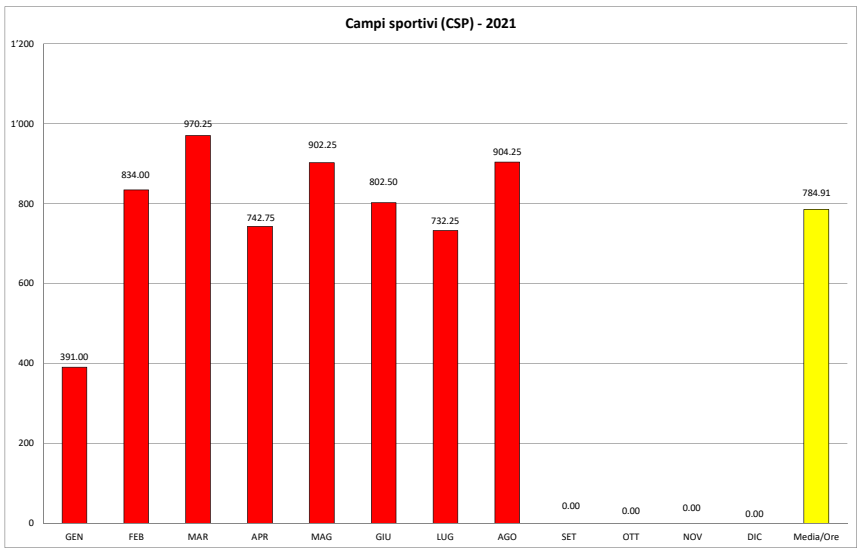
Campi sportivi (CSP) - 2021
391.00
834.00
970.25
742.75
902.25
802.50
732.25
904.25
0.00
0.00
0.00
0.00
784.91
GEN FEB MAR APR MAG GIU LUG AGO SET OTT NOV DIC Media/Ore

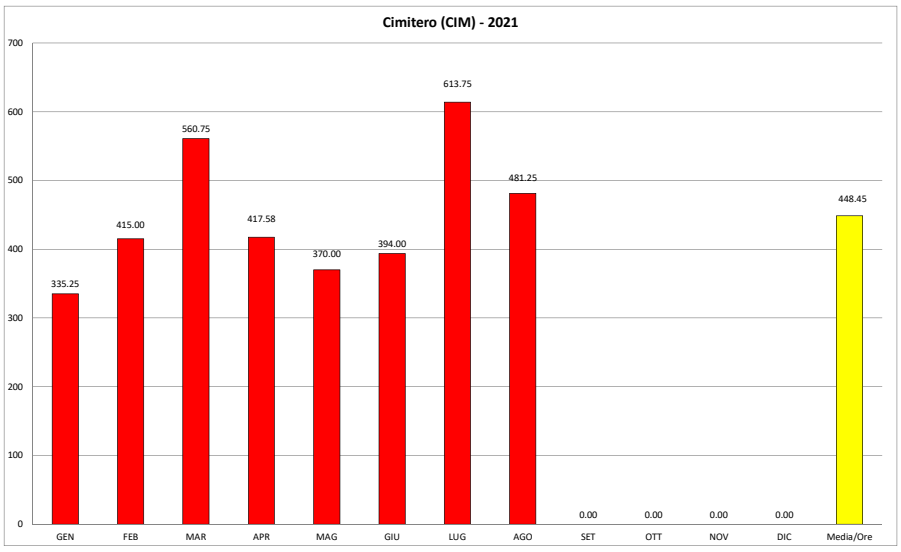
Cimitero (CIM) - 2021
335.25
415.00
560.75
417.58
370.00
394.00
613.75
481.25
0.00
0.00
0.00
0.00
448.45
GEN FEB MAR APR MAG GIU LUG AGO SET OTT NOV DIC Media/Ore

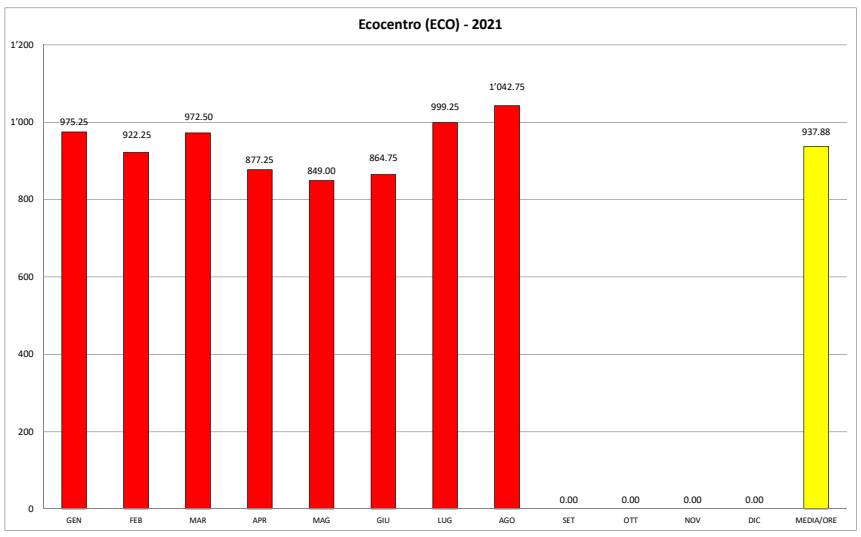
Ecocentro (ECO) - 2021
975.25
922.25
972.50
877.25
849.00
864.75
999.25
1'042.75
0.00
0.00
0.00
0.00
937.88
GEN FEB MAR APR MAG GIU LUG AGO SET OTT NOV DIC MEDIA/ORE

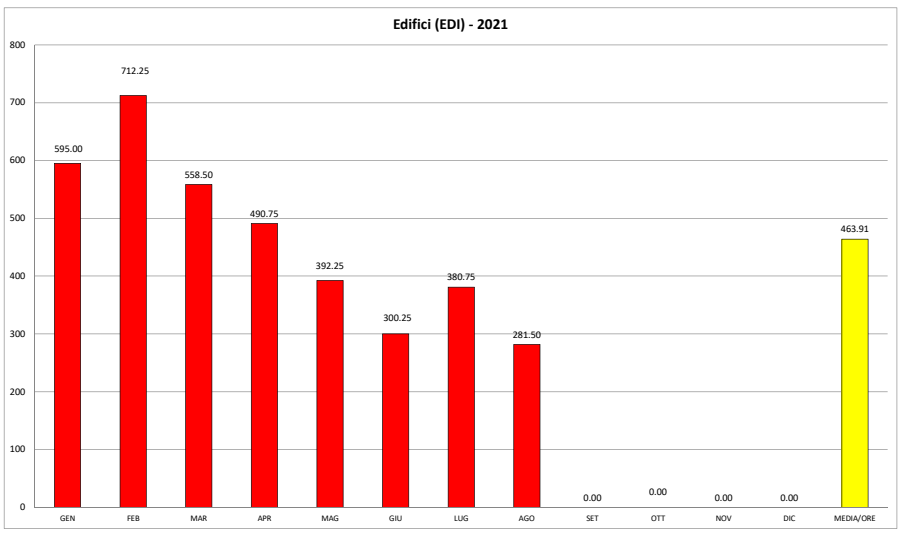
Edifici (EDI) - 2021
595.00
712.25
558.50
490.75
392.25
300.25
380.75
281.50
0.00
0.00
0.00
0.00
463.91
GEN FEB MAR APR MAG GIU LUG AGO SET OTT NOV DIC MEDIA/ORE

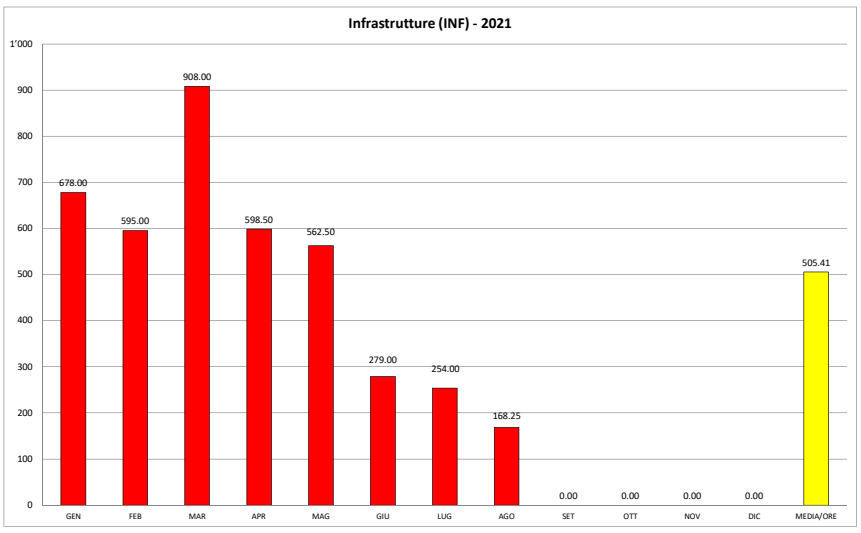
Infrastrutture (INF) - 2021
678.00
595.00
908.00
598.50
562.50
279.00
254.00
168.25
0.00
0.00
0.00
0.00
505.41
GEN FEB MAR APR MAG GIU LUG AGO SET OTT NOV DIC MEDIA/ORE

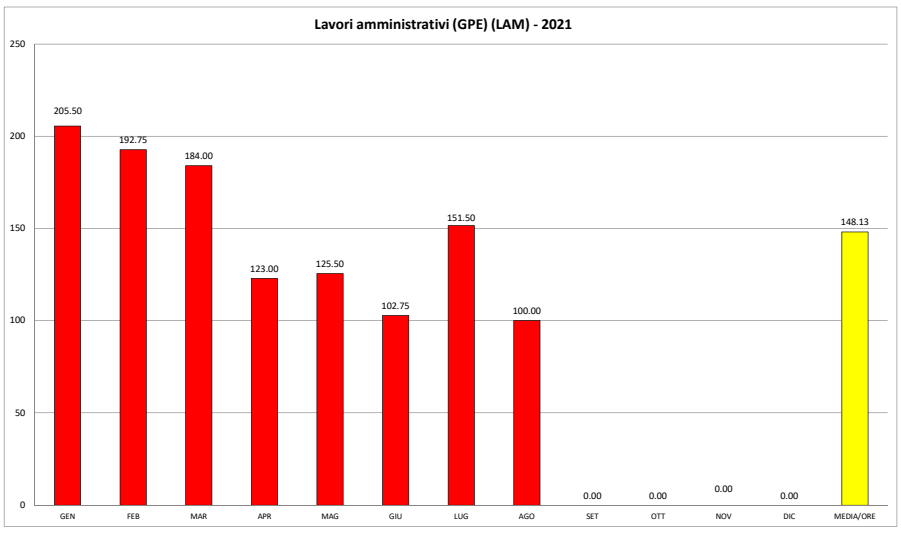
Lavori amministrativi (GPE) (LAM) - 2021
205.50
192.75
184.00
123.00
125.50
102.75
151.50
100.00
0.00
0.00
0.00
0.00
148.13
GEN FEB MAR APR MAG GIU LUG AGO SET OTT NOV DIC MEDIA/ORE

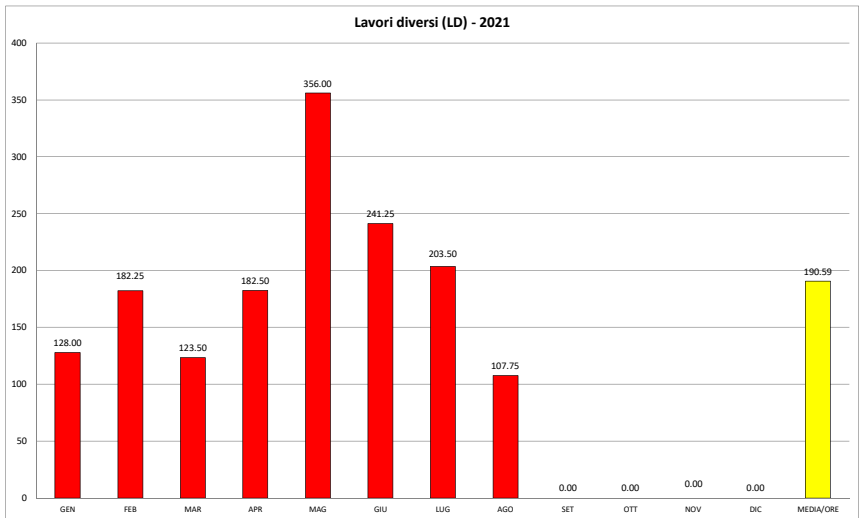
Lavori diversi (LD) - 2021
128.00
182.25
123.50
182.50
356.00
241.25
203.50
107.75
0.00
0.00
0.00
0.00
190.59
GEN FEB MAR APR MAG GIU LUG AGO SET OTT NOV DIC MEDIA/ORE

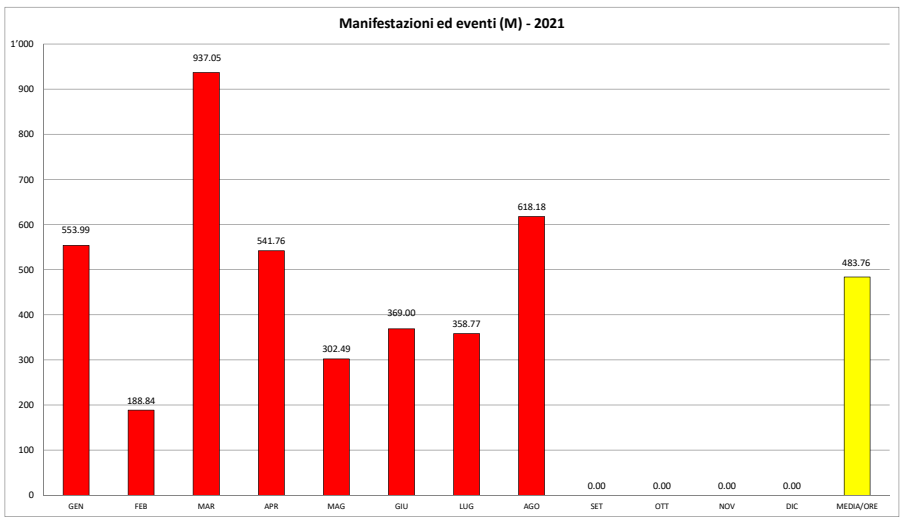
Manifestazioni ed eventi (M) - 2021
553.99
188.84
937.05
541.76
302.49
369.00
358.77
618.18
0.00
0.00
0.00
0.00
483.76
GEN FEB MAR APR MAG GIU LUG AGO SET OTT NOV DIC MEDIA/ORE

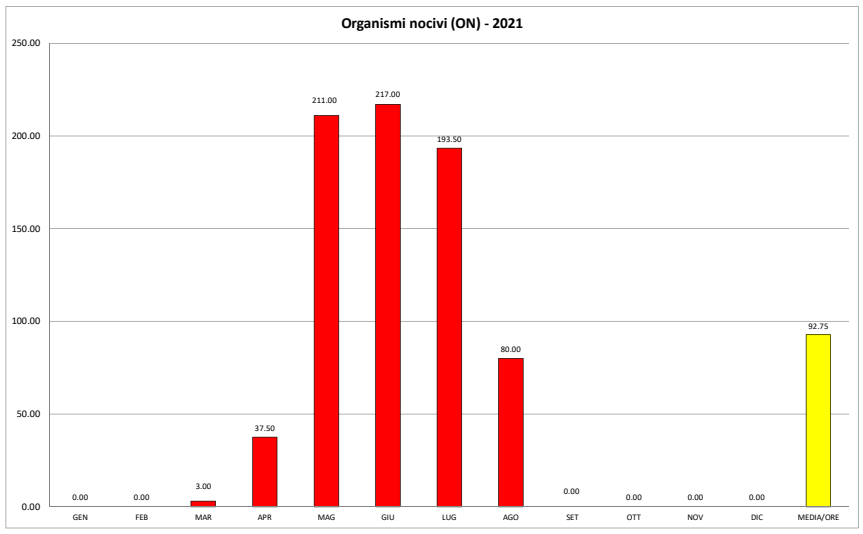
Organismi nocivi (ON) - 2021
250.00
200.00
150.00
100.00
50.00
0.00
0.00 0.00 3.00 37.50 211.00 217.00 193.50 80.00 0.00 0.00 0.00 0.00 92.75
GEN FEB MAR APR MAG GIU LUG AGO SET OTT NOV DIC MEDIA/ORE

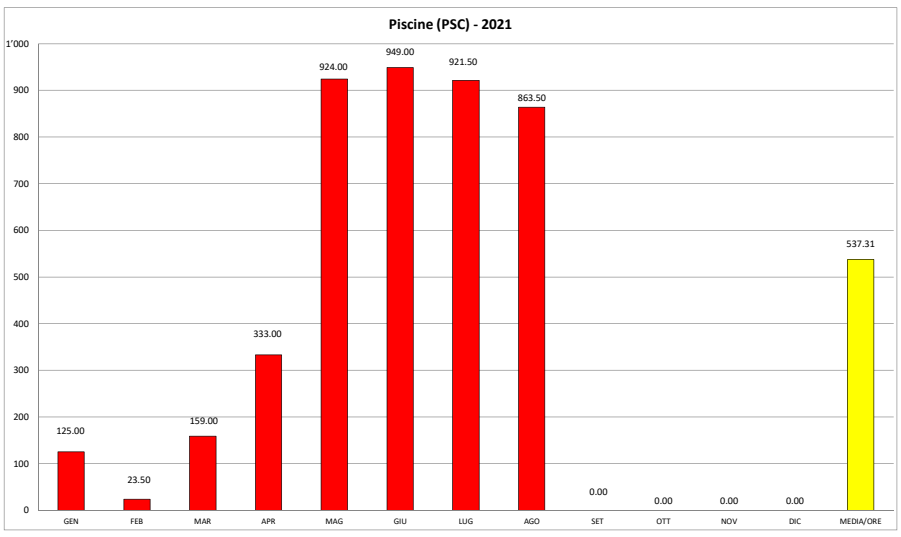
Piscine (PSC) - 2021
1'000
900
800
700
600
500
400
300
200
100
0
125.00 23.50 159.00 333.00 924.00 949.00 921.50 863.50 0.00 0.00 0.00 0.00 537.31
GEN FEB MAR APR MAG GIU LUG AGO SET OTT NOV DIC MEDIA/ORE

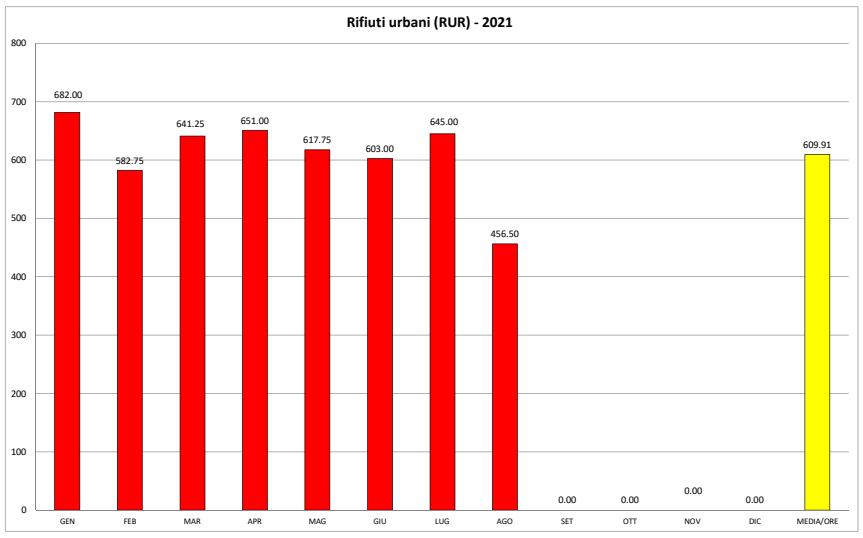
Rifiuti urbani (RUR) - 2021
800
700
600
500
400
300
200
100
0
682.00 582.75 641.25 651.00 617.75 603.00 645.00 456.50 0.00 0.00 0.00 0.00 609.91
GEN FEB MAR APR MAG GIU LUG AGO SET OTT NOV DIC MEDIA/ORE

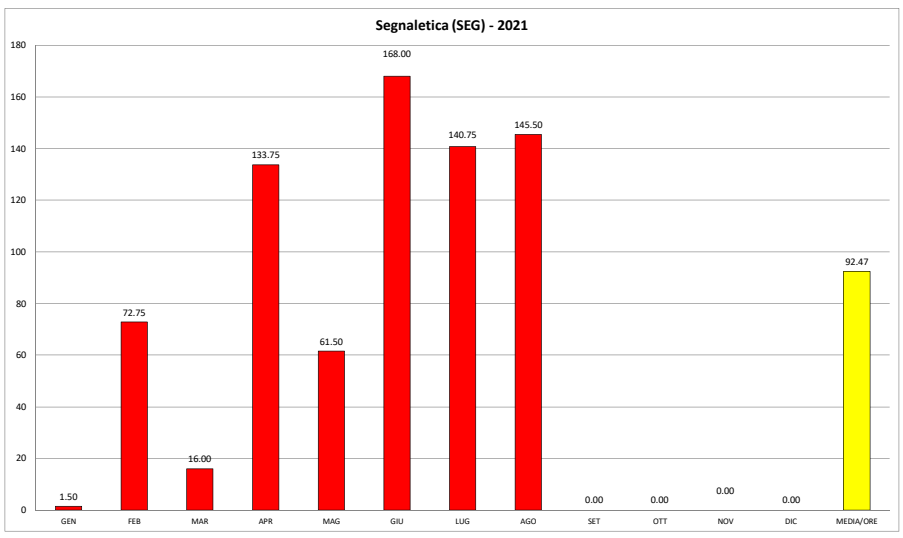
Segnaletica (SEG) - 2021
180
160
140
120
100
80
60
40
20
0
1.50 72.75 16.00 133.75 61.50 168.00 140.75 145.50 0.00 0.00 0.00 0.00 92.47
GEN FEB MAR APR MAG GIU LUG AGO SET OTT NOV DIC MEDIA/ORE

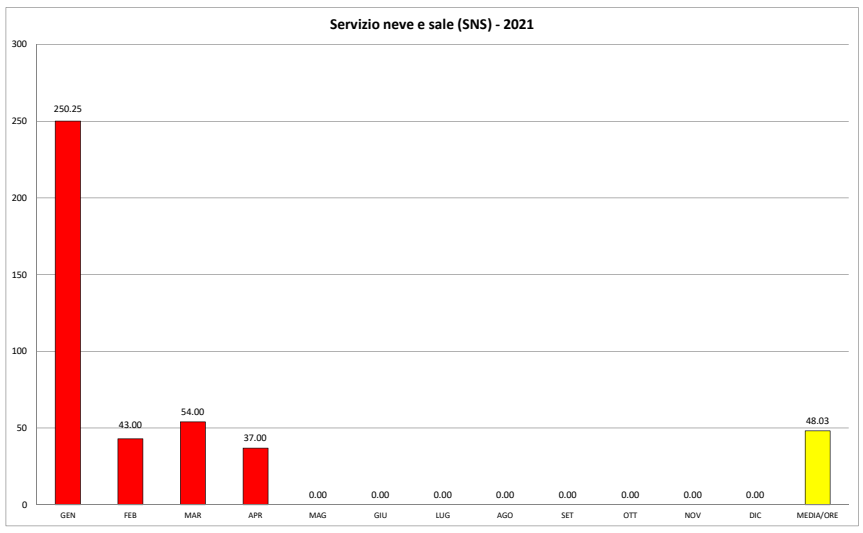
Servizio neve e sale (SNS) - 2021
300
250
200
150
100
50
0
250.25 43.00 54.00 37.00 0.00 0.00 0.00 0.00 0.00 0.00 0.00 0.00 48.03
GEN FEB MAR APR MAG GIU LUG AGO SET OTT NOV DIC MEDIA/ORE

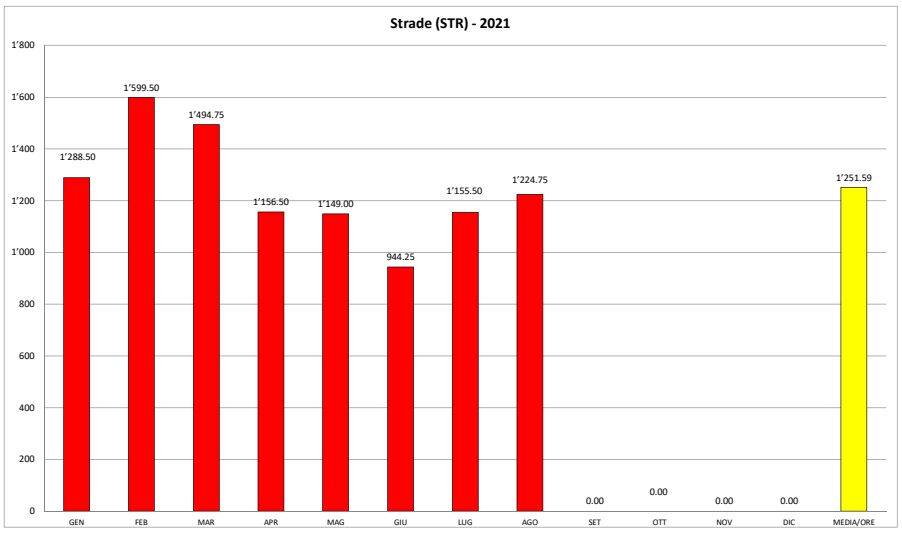
Strade (STR) - 2021
1'800
1'600
1'400
1'200
1'000
800
600
400
200
0
1'288.50 1'599.50 1'494.75 1'156.50 1'149.00 944.25 1'155.50 1'224.75 0.00 0.00 0.00 0.00 1'251.59
GEN FEB MAR APR MAG GIU LUG AGO SET OTT NOV DIC MEDIA/ORE

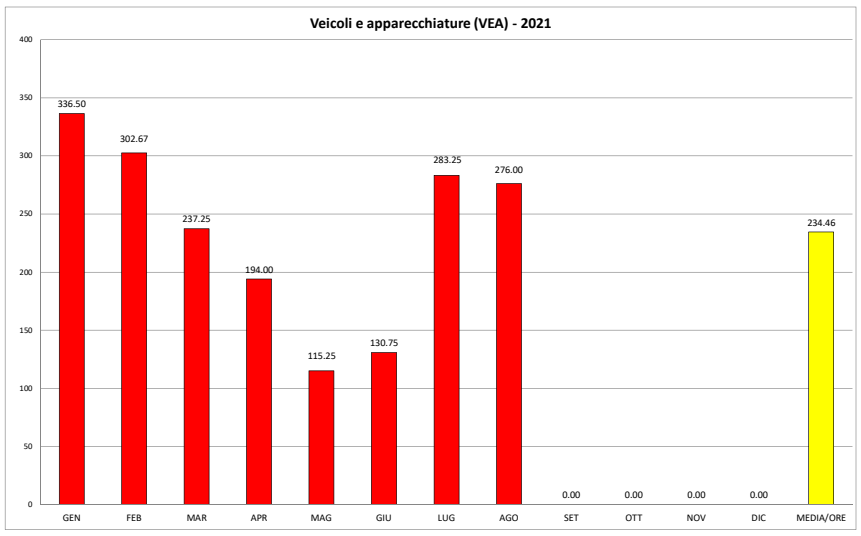
Veicoli e apparecchiature (VEA) - 2021
400
350
300
250
200
150
100
50
0
336.50 302.67 237.25 194.00 115.25 130.75 283.25 276.00 0.00 0.00 0.00 0.00 234.46
GEN FEB MAR APR MAG GIU LUG AGO SET OTT NOV DIC MEDIA/ORE

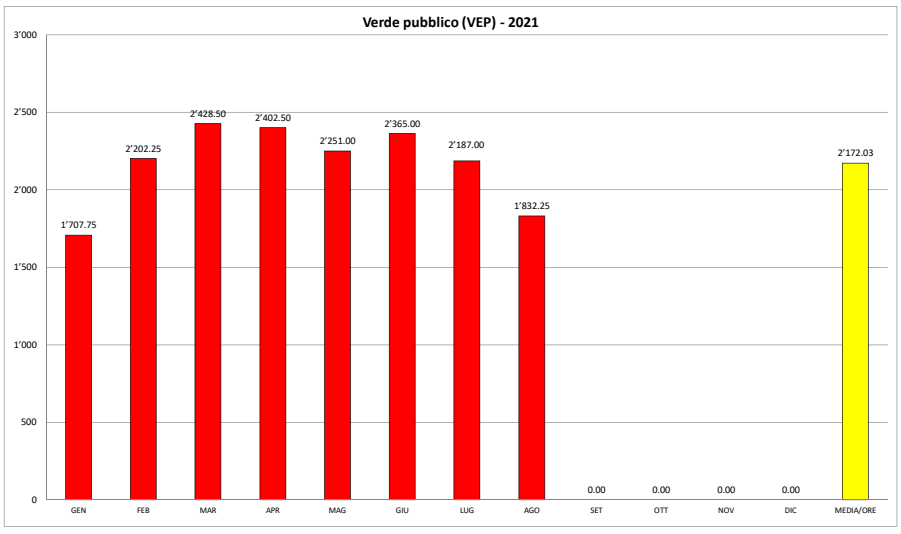
Verde pubblico (VEP) - 2021
3'000
2'500
2'000
1'500
1'000
500
0
1'707.75 2'202.25 2'428.50 2'402.50 2'251.00 2'365.00 2'187.00 1'832.25 0.00 0.00 0.00 0.00 2'172.03
GEN FEB MAR APR MAG GIU LUG AGO SET OTT NOV DIC MEDIA/ORE

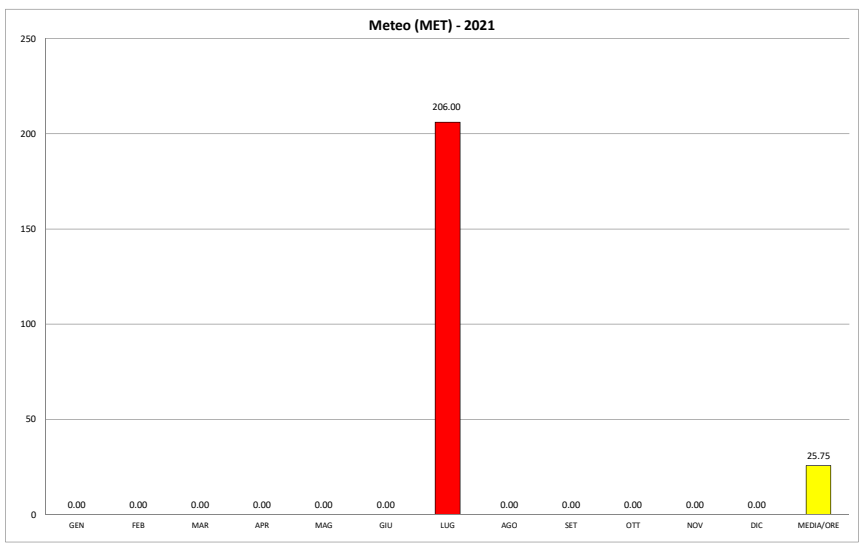
Meteo (MET) - 2021
250
200
150
100
50
0
0.00 0.00 0.00 0.00 0.00 0.00 206.00 0.00 0.00 0.00 0.00 0.00 25.75
GEN FEB MAR APR MAG GIU LUG AGO SET OTT NOV DIC MEDIA/ORE

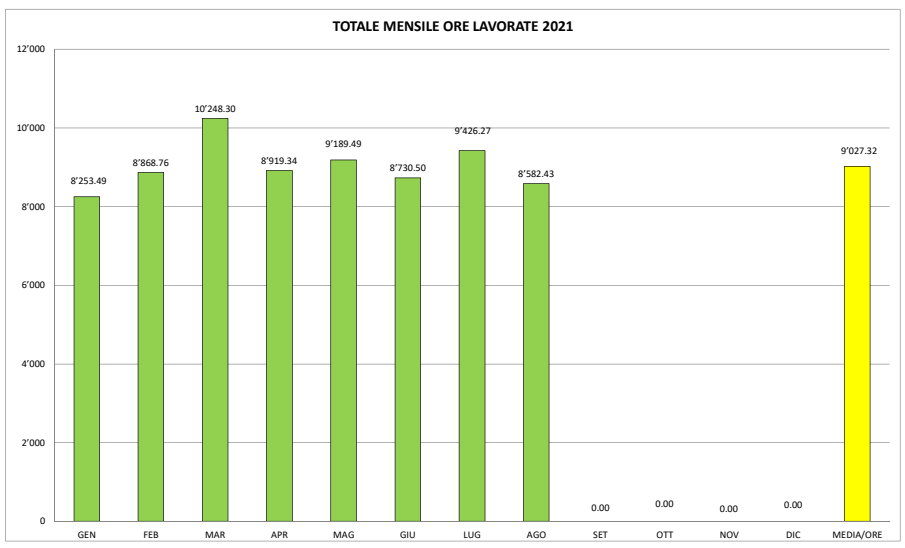
TOTALE MENSILE ORE LAVORATE 2021
12'000
10'000
8'000
6'000
4'000
2'000
0
8'253.49 8'868.76 10'248.30 8'919.34 9'189.49 8'730.50 9'426.27 8'582.43 0.00 0.00 0.00 0.00 9'027.32
GEN FEB MAR APR MAG GIU LUG AGO SET OTT NOV DIC MEDIA/ORE